



Summer Vacation Homework

Class-L.K.G

Student's Name-_____

Father's Name-_____

Roll No -_____

Address-_____



दिए गए स्वर पढ़े व लिखे

आओ वर्णमाला दोहराएँ

||| स्वर |||

अ आ इ ई उ ऊ ऋ
ए ऐ ओ औ अं अः

||| व्यंजन |||

क ख ग घ ङ
च छ ज झ ञ
ट ठ ड ढ ण
त थ द ध न
प फ ब भ म
य र ल व
श ष स ह

संयुक्त अक्षर
क्ष त्र ज्ञ श्र

अतिरिक्त वर्ण
इ ऋ

16
शब्द ज्ञान


अभ्यास

चित्र देखकर सही अक्षर पर गोला लगाओ।

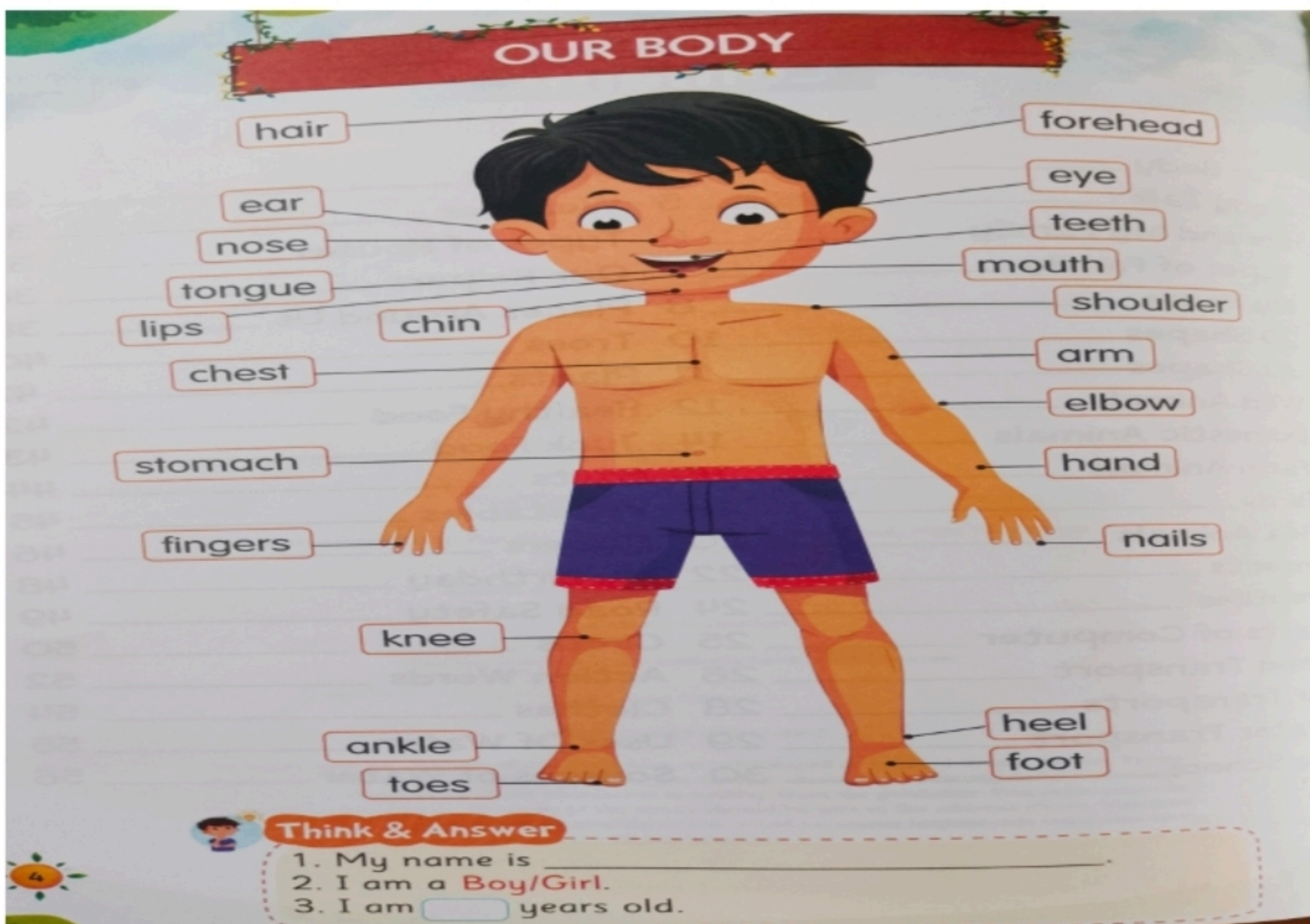
		
अ इ उ	आ इ ई	अ उ औ
		
ऊ ई अ	इ औ उ	ऋ ए ओ
		
आ इ अं	ए ऐ आ	इ ऋ आ
		
इ ई उ	ए अं ऋ	अ इ आ

6
शब्द ज्ञान

English



Learn and Write any 6 body parts.




Fill in your book

Strokes


Standing Lines

Trace the dotted lines from top to bottom.




Sleeping Lines

Trace the dotted lines from left to right.




Curves

Give the monkey a banana by tracing the left curves.





Help Priya reach the moon by tracing the right curve.





Slanting Lines

Trace the dotted lines from left to right connecting the two pictures.

Wavy Lines

Trace the dotted lines from left to right connecting the two pictures.






I Know My Alphabets

Sound of My Letters

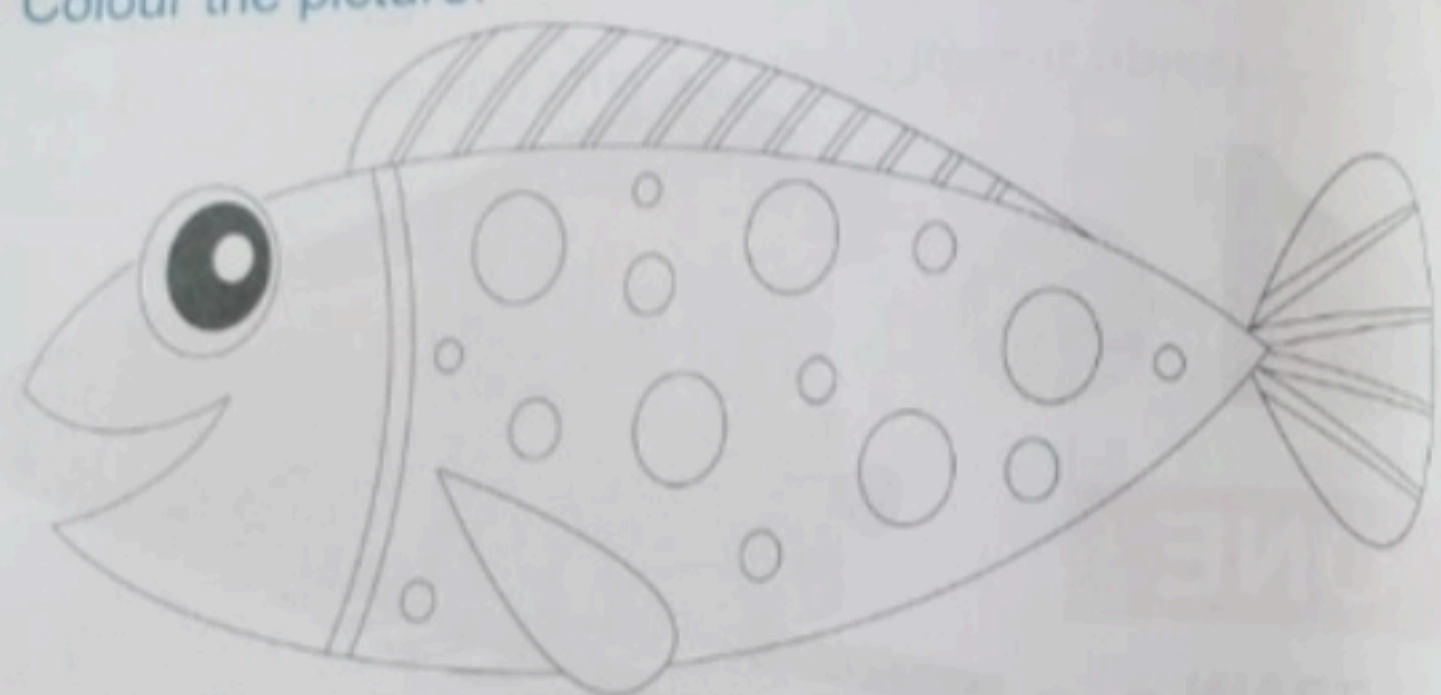
Aa as in 	Bb as in 	Mm as in 
Cc as in 	Dd as in 	Nn as in 
Ee as in 	Ff as in 	Oo as in 
Gg as in 	Hh as in 	Qq as in 
Ii as in 	Jj as in 	Ss as in 
Kk as in 	Ll as in 	Uu as in 
		Vv as in 
		Ww as in 
		Xx as in 
		Yy as in 
		Zz as in 

Fill in the blanks.



Fill the given pages of your book

Colour the picture.



Trace and write the number 1.

1	1	1	1	1	1
1	1	1	1	1	1
1	1	1	1	1	1
1	1	1	1	1	1
1	1	1	1	1	1

Date: _____ Teacher Sign: _____

Maths Safari - A


24

Number-2













2

TWO

HENS



Tick (✓) the **two** pictures and cross (✗) the others.

Date: _____ Teacher Sign: _____

Maths Safari - A

25

Colour the picture.



Trace and write the number 2.

2	2	2	2	2	2
2	2	2	2	2	2
2	2	2	2	2	2
2	2	2	2	2	2
2	2	2	2	2	2

Date: _____ Teacher Sign: _____

Maths Safari - A

26

Number-3

3

THREE

ICE-CREAMS



Tick (✓) the **three** pictures and cross (✗) the others.

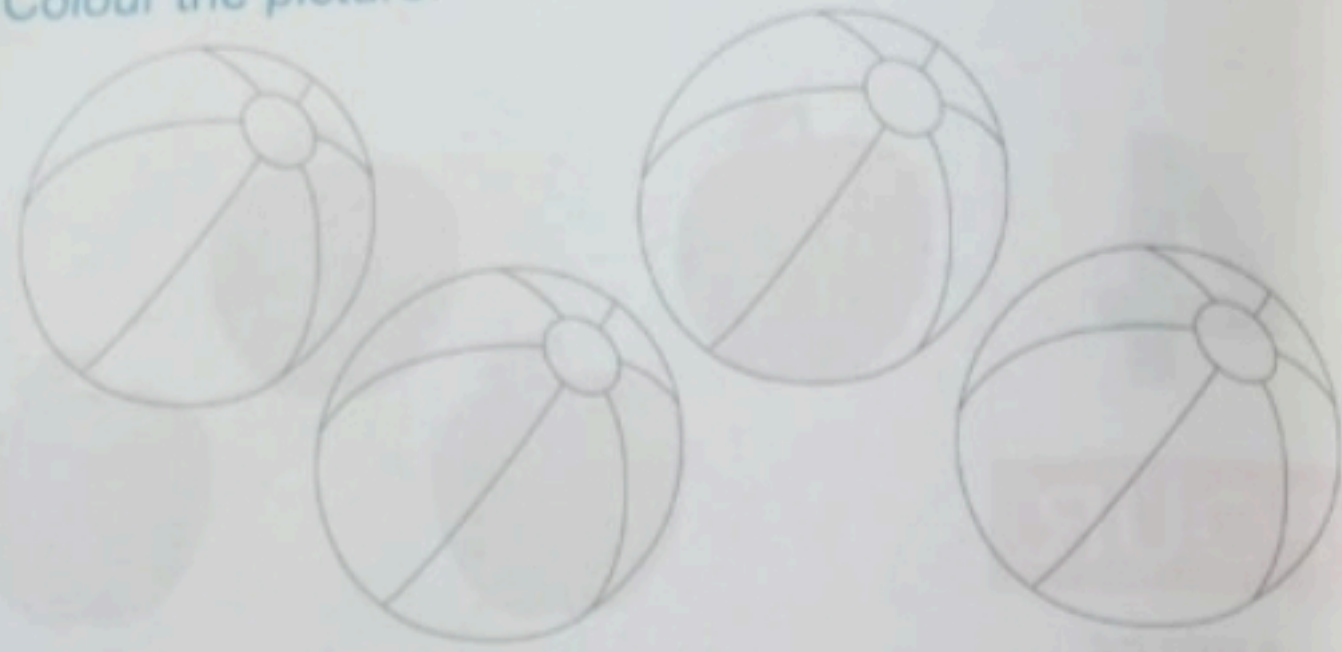
		
		
		
		

Date: _____ Teacher Sign: _____

Maths Safari - A

27

Colour the picture.



Trace and write the number 4.

4	4	4	4	4	4
4	4	4	4	4	4
4	4	4	4	4	4
4	4	4	4	4	4
4	4	4	4	4	4

Date: Teacher Sign: _____

30

Maths Safari - A

Number-5

5

FIVE

PUMPKINS



Tick (✓) the five pictures and cross (✗) the others.



Date: Teacher Sign: _____

31

Maths Safari - A

Colour the picture.



Trace and write the number 5.

5	5	5	5	5	5
5	5	5	5	5	5
5	5	5	5	5	5
5	5	5	5	5	5
5	5	5	5	5	5

Date: Teacher Sign: _____

32

Maths Safari - A

EXERCISE

Count the picture and circle the correct number.



2 3 4 1



3 2 1 4



5 4 2 1



5 3 2 1



1 2 3 4



5 1 4 2


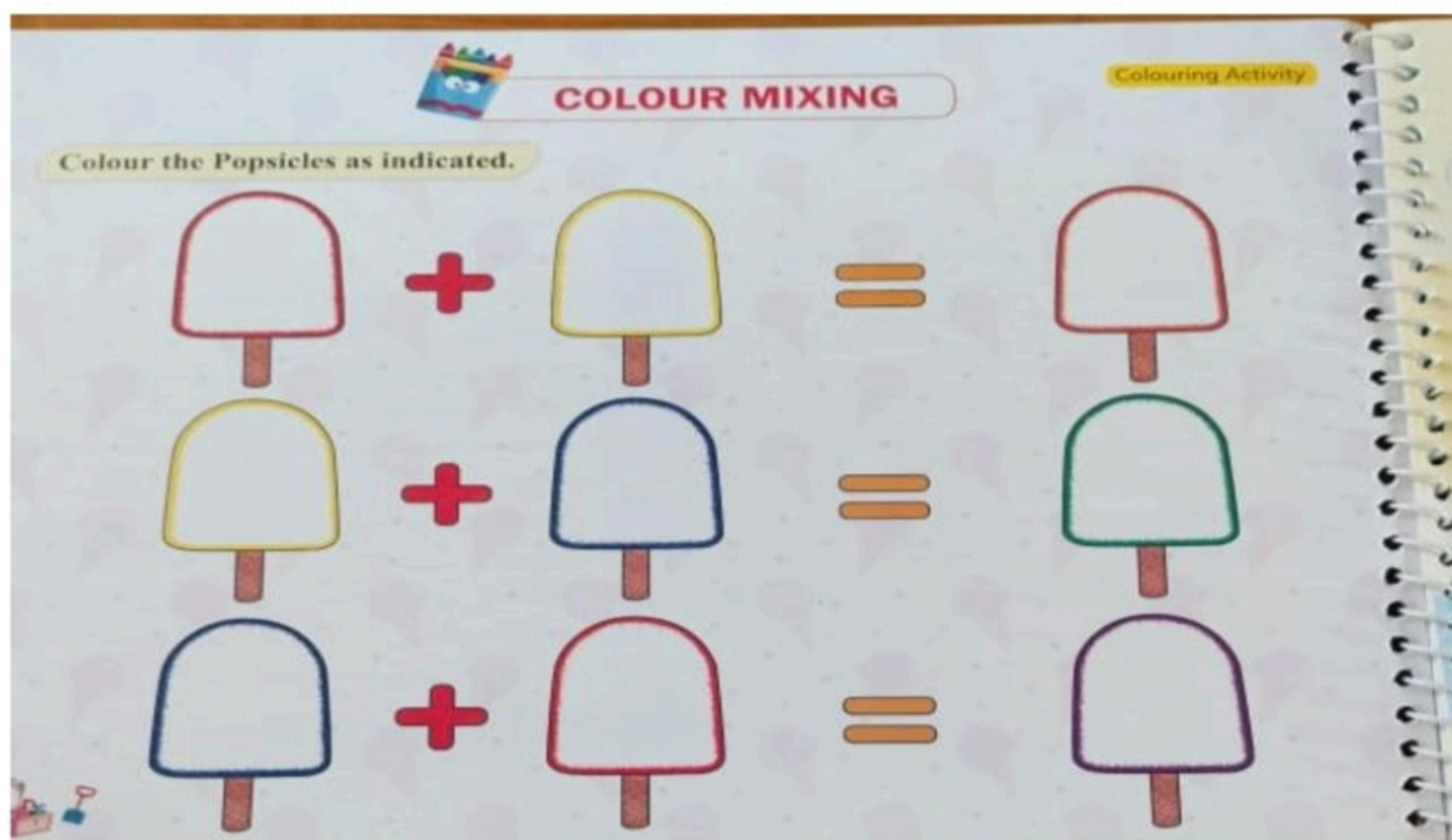
Date: Teacher Sign: _____

33

Maths Safari - A



Art and Craft- Colour the given pictures



Some instructions for Parents

1. Parents are suggested to teach their children about good habits and bad habits.
2. Parents are advised to tell moral stories to their children.

Wishing you a ton of joy, happiness and fun for your vacations.